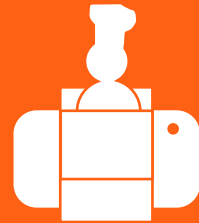


INSTRUCTIONS




Step 1- PRINT

Well you've already downloaded the super chef ingredients and pancake so now all you have to do is print them out



Step 2- COLOUR

Now pick your favourite colours and really get creative colouring in all those different ingredients



Step 3- CUT

Next cut out the ingredients and the two pancake halves and glue them together

(All the best super chefs get other people to cut and glue)



Step 4- SERVE

Now you can prepare the pancake just the way you like!


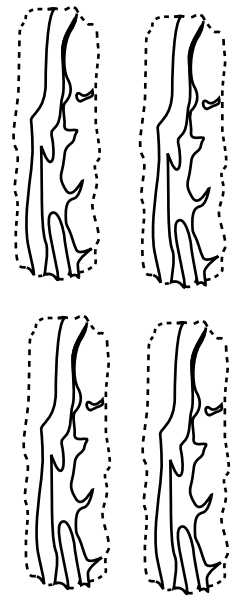

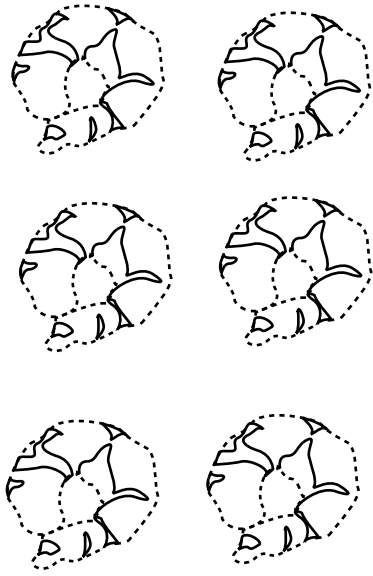
CONGRATULATIONS!

You can now download your very own Super Chef certificate

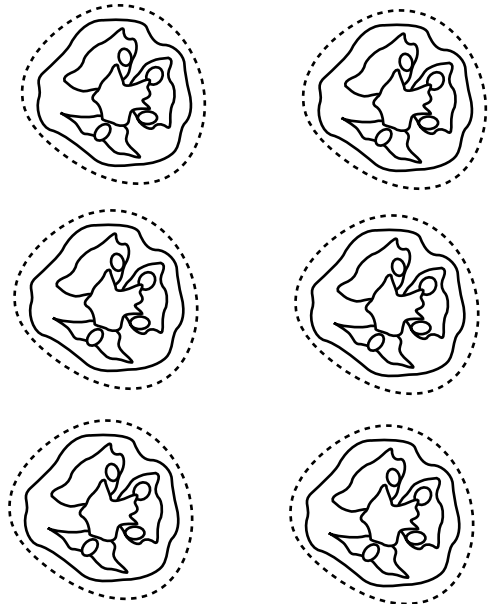

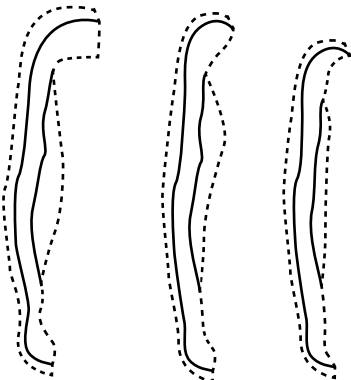
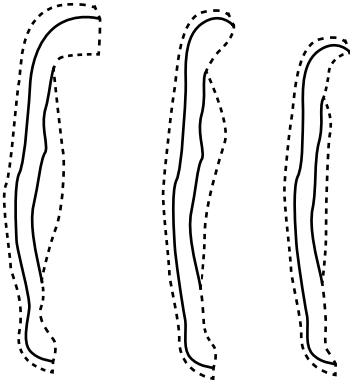


SEAFOOD

MEAT



VEGETABLES



PANCAKE HALF 1



GLUE
HERE

GLUE
HERE

GLUE
HERE



PANCAKE HALF 2

